


Summary Institution-Level Pass Rate Data: *Alternative Teacher Preparation Program Within IHE*


| | | | | | | |
|--|---|--|--------------------------------|---|--|----------------------------|
|  | | HEOA - Title II 2021 - 2022 Academic Year | | | | |
| Institution Name | | University of Southern Mississippi | | | | |
| Institution Code | | 1479 | | | | |
| State | | Mississippi | | | | |
| | | | | Statewide | | |
| Group | Number Taking Assessment¹ | Number Passing Assessment² | Institutional Pass Rate | Number Taking Assessment¹ | Number Passing Assessment² | Statewide Pass Rate |
| All program completers, 2021-22 | 9 | | | 673 | 317 | 47% |
| All program completers, 2020-21 | 17 | 16 | 94% | 848 | 447 | 53% |
| All program completers, 2019-20 | 12 | 12 | 100% | 385 | 342 | 89% |

Note: In cases where there are less than ten students taking the assessment or license/certificate, the number passing and pass rate are not reported.

¹ Number of completers taking one or more assessments within their area of specialization.


² Summary level "Number Taking Assessment" may differ from assessment level "Number Taking Assessment" because each student is counted once at the summary level but may be counted in multiple assessments at the assessment level.

Single Assessment Institution-Level Pass Rate Data: Alternative Teacher Preparation Program Within IHE

| | | |
|--|--|------------------------------------|
|  | HEOA - Title II 2021 - 2022 Academic Year | |
| | Institution Name | University of Southern Mississippi |
| | Institution Code | 1479 |
| | State | Mississippi |

| Assessment Information ¹ | Group | Number Taking Assessment | Number Passing Assessment | Institutional Pass Rate | Institutional Average Scaled Score | Assessment Cut Score ² | Statewide | | | |
|-------------------------------------|---|--------------------------|---------------------------|-------------------------|------------------------------------|-----------------------------------|--------------------------|---------------------------|---------------------|--------------------------------|
| | | | | | | | Number Taking Assessment | Number Passing Assessment | Statewide Pass Rate | Statewide Average Scaled Score |
| | All enrolled students who have completed all nonclinical courses, 2021-22 | | | | | | 1 | | | |
| | Other enrolled students, 2021-22 | | | | | | 12 | 9 | 75% | 160 |
| | All program completers, 2021-22 | 1 | | | | 158 | 9 | | | |
| | All program completers, 2020-21 | 1 | | | | 158 | 11 | 9 | 82% | 161 |
| | All program completers, 2019-20 | | | | | | 5 | | | |
| | All enrolled students who have completed all nonclinical courses, 2021-22 | 3 | | | | 150 | 17 | 12 | 71% | 154 |
| | Other enrolled students, 2021-22 | 2 | | | | 150 | 40 | 31 | 78% | 154 |
| | All program completers, 2021-22 | 3 | | | | 150 | 33 | 22 | 67% | 149 |
| | All program completers, 2020-21 | 3 | | | | 150 | 39 | 24 | 62% | 153 |
| | All program completers, 2019-20 | 3 | | | | 150 | 31 | 31 | 100% | 160 |
| | All enrolled students who have completed all nonclinical courses, 2021-22 | | | | | | 6 | | | |
| | Other enrolled students, 2021-22 | | | | | | 10 | 9 | 90% | 167 |
| | All program completers, 2021-22 | 1 | | | | 153 | 7 | | | |
| | All program completers, 2020-21 | | | | | | 11 | 9 | 82% | 155 |
| | All program completers, 2019-20 | | | | | | 5 | | | |
| | All enrolled students who have completed all nonclinical courses, 2021-22 | | | | | | 2 | | | |
| | Other enrolled students, 2021-22 | | | | | | 8 | | | |
| | All program completers, 2021-22 | | | | | | 2 | | | |
| | All program completers, 2020-21 | 1 | | | | 151 | 6 | | | |
| | All program completers, 2019-20 | | | | | | 7 | | | |

Single Assessment Institution-Level Pass Rate Data: *Alternative Teacher Preparation Program Within IHE*

|  | | HEOA - Title II 2021 - 2022 Academic Year | | | | | Statewide | | | | | |
|--|--|---|---------------------------------|----------------------------------|--------------------------------|---|--|---------------------------------|----------------------------------|----------------------------|---------------------------------------|---------------------------------------|
| Institution Name | | University of Southern Mississippi | | | | | Number Taking Assessment | | Number Passing Assessment | | Statewide Pass Rate | Statewide Average Scaled Score |
| Institution Code | | 1479 | | | | | Number Taking Assessment | | Number Passing Assessment | | Statewide Pass Rate | Statewide Average Scaled Score |
| State | | Mississippi | | | | | Number Taking Assessment | | Number Passing Assessment | | Statewide Pass Rate | Statewide Average Scaled Score |
| Assessment Information ¹ | | Group | Number Taking Assessment | Number Passing Assessment | Institutional Pass Rate | Institutional Average Scaled Score | Assessment Cut Score ² | Number Taking Assessment | Number Passing Assessment | Statewide Pass Rate | Statewide Average Scaled Score | |
| | | All enrolled students who have completed all nonclinical courses, 2021-22 | 1 | | | | 150 | 73 | 16 | 22% | 129 | |
| | | Other enrolled students, 2021-22 | | | | | | 138 | 39 | 28% | 134 | |
| | | All program completers, 2021-22 | 3 | | | | 150 | 169 | 51 | 30% | 133 | |
| | | All program completers, 2020-21 | 4 | | | | 150 | 275 | 93 | 34% | 134 | |
| | | All program completers, 2019-20 | 3 | | | | 150 | 128 | 97 | 76% | 154 | |
| | | All enrolled students who have completed all nonclinical courses, 2021-22 | 2 | | | | 156 | 63 | 34 | 54% | 151 | |
| | | Other enrolled students, 2021-22 | | | | | | 138 | 85 | 62% | 160 | |
| | | All program completers, 2021-22 | 3 | | | | 156 | 183 | 97 | 53% | 155 | |
| | | All program completers, 2020-21 | 3 | | | | 156 | 315 | 194 | 62% | 156 | |
| | | All program completers, 2019-20 | 2 | | | | 156 | 121 | 117 | 97% | 173 | |
| | | All enrolled students who have completed all nonclinical courses, 2021-22 | 1 | | | | 162 | 62 | 17 | 27% | 151 | |
| | | Other enrolled students, 2021-22 | | | | | | 131 | 50 | 38% | 154 | |
| | | All program completers, 2021-22 | 3 | | | | 162 | 191 | 64 | 34% | 153 | |
| | | All program completers, 2020-21 | 3 | | | | 162 | 303 | 119 | 39% | 155 | |
| | | All program completers, 2019-20 | 2 | | | | 162 | 130 | 113 | 87% | 166 | |
| | | All enrolled students who have completed all nonclinical courses, 2021-22 | 6 | | | | 130 | 48 | 37 | 77% | 145 | |
| | | Other enrolled students, 2021-22 | 2 | | | | 130 | 131 | 111 | 85% | 152 | |
| | | All program completers, 2021-22 | 1 | | | | 130 | 154 | 109 | 71% | 142 | |
| | | All program completers, 2020-21 | 1 | | | | 130 | 180 | 158 | 88% | 147 | |
| | | All program completers, 2019-20 | | | | | | 12 | 12 | 100% | 148 | |

Single Assessment Institution-Level Pass Rate Data:

Single Assessment Institution-Level Pass Rate Data: *Alternative Teacher Preparation Program Within IHE*


**HEOA - Title II
2021 - 2022 Academic Year**

Institution Name
Institution Code
State

University of Southern Mississippi
1479
Mississippi

| Assessment Information ¹ | Group | Number Taking Assessment | Number Passing Assessment | Institutional Pass Rate | Institutional Average Scaled Score | Assessment Cut Score ² | Number Taking Assessment | Number Passing Assessment | Statewide Pass Rate | Statewide Average Scaled Score |
|-------------------------------------|---|--------------------------|---------------------------|-------------------------|------------------------------------|-----------------------------------|--------------------------|---------------------------|---------------------|--------------------------------|
| | | | | | | | | | | |
| | All enrolled students who have completed all nonclinical courses, 2021-22 | | | | | | 27 | 26 | 96% | 172 |
| | Other enrolled students, 2021-22 | | | | | | 39 | 25 | 64% | 161 |
| | All program completers, 2021-22 | | | | | | 44 | 43 | 98% | 174 |
| | All program completers, 2020-21 | | | | | | 47 | 46 | 98% | 173 |
| | All program completers, 2019-20 | | | | | | 33 | 32 | 97% | 172 |
| | All enrolled students who have completed all nonclinical courses, 2021-22 | 1 | | | | 153 | 2 | | | |
| | Other enrolled students, 2021-22 | | | | | | 1 | | | |
| | All program completers, 2021-22 | | | | | | | | | |
| | All program completers, 2020-21 | | | | | | | | | |
| | All program completers, 2019-20 | | | | | | | | | |
| | All enrolled students who have completed all nonclinical courses, 2021-22 | 8 | | | | 167 | 18 | 14 | 78% | 167 |
| | Other enrolled students, 2021-22 | 4 | | | | 167 | 83 | 69 | 83% | 172 |
| | All program completers, 2021-22 | 2 | | | | 167 | 52 | 35 | 67% | 169 |
| | All program completers, 2020-21 | 6 | | | | 167 | 76 | 61 | 80% | 173 |
| | All program completers, 2019-20 | 2 | | | | 167 | 51 | 50 | 98% | 178 |
| | All enrolled students who have completed all nonclinical courses, 2021-22 | 1 | | | | 153 | 1 | | | |
| | Other enrolled students, 2021-22 | | | | | | 6 | | | |
| | All program completers, 2021-22 | | | | | | 2 | | | |
| | All program completers, 2020-21 | | | | | | 2 | | | |
| | All program completers, 2019-20 | | | | | | 2 | | | |


Single Assessment Institution-Level Pass Rate Data: *Alternative Teacher Preparation Program Within IHE*

|  | | HEOA - Title II 2021 - 2022 Academic Year | | | | | Statewide | | | | | | |
|--|--|---|---------------------------------|----------------------------------|--------------------------------|---|--|---------------------------------|----------------------------------|----------------------------------|----------------------------|---------------------------------------|---------------------------------------|
| Institution Name | | University of Southern Mississippi | | | | | Number Taking Assessment | | Number Passing Assessment | | Statewide Pass Rate | Statewide Average Scaled Score | |
| Institution Code | | 1479 | | | | | Number Taking Assessment | | Number Passing Assessment | | Statewide Pass Rate | Statewide Average Scaled Score | |
| State | | Mississippi | | | | | Number Taking Assessment | | Number Passing Assessment | | Statewide Pass Rate | Statewide Average Scaled Score | |
| Assessment Information ¹ | | Group | Number Taking Assessment | Number Passing Assessment | Institutional Pass Rate | Institutional Average Scaled Score | Assessment Cut Score ² | Number Taking Assessment | | Number Passing Assessment | | Statewide Pass Rate | Statewide Average Scaled Score |
| | | All enrolled students who have completed all nonclinical courses, 2021-22 | | | | | | | | | | | |
| | | Other enrolled students, 2021-22 | | | | | | | | | | | |
| | | All program completers, 2021-22 | | | | | | | | | | | |
| | | All program completers, 2020-21 | | | | | | | | | | | |
| | | All program completers, 2019-20 | | | | | | | 1 | | | | |
| | | All enrolled students who have completed all nonclinical courses, 2021-22 | | | | | | | | | | | |
| | | Other enrolled students, 2021-22 | | | | | | | | | | | |
| | | All program completers, 2021-22 | | | | | | | | | | | |
| | | All program completers, 2020-21 | | | | | | | | | | | |
| | | All program completers, 2019-20 | | | | | | | | | | | |
| | | All enrolled students who have completed all nonclinical courses, 2021-22 | 1 | | | | 149 | 7 | | | | | |
| | | Other enrolled students, 2021-22 | 1 | | | | 149 | 28 | 28 | 100% | 162 | | |
| | | All program completers, 2021-22 | 2 | | | | 149 | 8 | | | | | |
| | | All program completers, 2020-21 | 1 | | | | 149 | 33 | 32 | 97% | 160 | | |
| | | All program completers, 2019-20 | | | | | | 32 | 32 | 100% | 160 | | |
| | | All enrolled students who have completed all nonclinical courses, 2021-22 | | | | | | | | | | | |
| | | Other enrolled students, 2021-22 | 1 | | | | 143 | 1 | | | | | |
| | | All program completers, 2021-22 | | | | | | | | | | | |
| | | All program completers, 2020-21 | | | | | | | | | | | |
| | | All program completers, 2019-20 | | | | | | | | | | | |


Single Assessment Institution-Level Pass Rate Data: *Alternative Teacher Preparation Program Within IHE*

| | | HEOA - Title II 2021 - 2022 Academic Year | | | | | | | | |
|--|---|--|----------------------------------|--------------------------------|---|--|---------------------------------|----------------------------------|----------------------------|---------------------------------------|
| Institution Name | | University of Southern Mississippi | | | | | | | | |
| Institution Code | | 1479 | | | | | | | | |
| State | | Mississippi | | | | | | | | |
| | | | | | | | Statewide | | | |
| Assessment Information ¹ | Group | Number Taking Assessment | Number Passing Assessment | Institutional Pass Rate | Institutional Average Scaled Score | Assessment Cut Score ² | Number Taking Assessment | Number Passing Assessment | Statewide Pass Rate | Statewide Average Scaled Score |
| | All enrolled students who have completed all nonclinical courses, 2021-22 | | | | | | | | | |
| | Other enrolled students, 2021-22 | | | | | | | | | |
| | All program completers, 2021-22 | | | | | | | | | |
| | All program completers, 2020-21 | | | | | | | | | |
| | All program completers, 2019-20 | | | | | | 2 | | | |
| | All enrolled students who have completed all nonclinical courses, 2021-22 | | | | | | 3 | | | |
| | Other enrolled students, 2021-22 | | | | | | 16 | 11 | 69% | 152 |
| | All program completers, 2021-22 | | | | | | 15 | 6 | 40% | 136 |
| | All program completers, 2020-21 | 2 | | | | 152 | 19 | 10 | 53% | 147 |
| | All program completers, 2019-20 | | | | | | 14 | 14 | 100% | 162 |
| | All enrolled students who have completed all nonclinical courses, 2021-22 | 4 | | | | 152 | 5 | | | |
| | Other enrolled students, 2021-22 | | | | | | 12 | 10 | 83% | 170 |
| | All program completers, 2021-22 | | | | | | 2 | | | |
| | All program completers, 2020-21 | | | | | | | | | |
| | All program completers, 2019-20 | | | | | | | | | |
| | All enrolled students who have completed all nonclinical courses, 2021-22 | | | | | | 1 | | | |
| | Other enrolled students, 2021-22 | | | | | | 5 | | | |
| | All program completers, 2021-22 | | | | | | 1 | | | |
| | All program completers, 2020-21 | | | | | | 1 | | | |
| | All program completers, 2019-20 | | | | | | 1 | | | |

Single Assessment Institution-Level Pass Rate Data: *Alternative Teacher Preparation Program Within IHE*

|  | | HEOA - Title II 2021 - 2022 Academic Year | | | | | Statewide | | | | | |
|--|--|---|---------------------------------|----------------------------------|--------------------------------|---|--|---------------------------------|----------------------------------|----------------------------|---------------------------------------|---------------------------------------|
| Institution Name | | University of Southern Mississippi | | | | | Number Taking Assessment | | Number Passing Assessment | | Statewide Pass Rate | Statewide Average Scaled Score |
| Institution Code | | 1479 | | | | | Number Taking Assessment | | Number Passing Assessment | | Statewide Pass Rate | Statewide Average Scaled Score |
| State | | Mississippi | | | | | Number Taking Assessment | | Number Passing Assessment | | Statewide Pass Rate | Statewide Average Scaled Score |
| Assessment Information ¹ | | Group | Number Taking Assessment | Number Passing Assessment | Institutional Pass Rate | Institutional Average Scaled Score | Assessment Cut Score ² | Number Taking Assessment | Number Passing Assessment | Statewide Pass Rate | Statewide Average Scaled Score | |
| | | All enrolled students who have completed all nonclinical courses, 2021-22 | 1 | | | | 145 | 22 | 13 | 59% | 143 | |
| | | Other enrolled students, 2021-22 | | | | | | 54 | 44 | 81% | 149 | |
| | | All program completers, 2021-22 | | | | | | 45 | 25 | 56% | 144 | |
| | | All program completers, 2020-21 | 2 | | | | 145 | 61 | 47 | 77% | 148 | |
| | | All program completers, 2019-20 | 1 | | | | 145 | 34 | 33 | 97% | 150 | |
| | | All enrolled students who have completed all nonclinical courses, 2021-22 | | | | | | | | | | |
| | | Other enrolled students, 2021-22 | | | | | | 4 | | | | |
| | | All program completers, 2021-22 | | | | | | | | | | |
| | | All program completers, 2020-21 | 1 | | | | 139 | 1 | | | | |
| | | All program completers, 2019-20 | | | | | | 1 | | | | |
| | | All enrolled students who have completed all nonclinical courses, 2021-22 | | | | | | | | | | |
| | | Other enrolled students, 2021-22 | | | | | | 2 | | | | |
| | | All program completers, 2021-22 | | | | | | | | | | |
| | | All program completers, 2020-21 | | | | | | | 9 | | | |
| | | All program completers, 2019-20 | | | | | | | 3 | | | |
| | | All enrolled students who have completed all nonclinical courses, 2021-22 | | | | | | | | | | |
| | | Other enrolled students, 2021-22 | | | | | | 1 | | | | |
| | | All program completers, 2021-22 | | | | | | | 7 | | | |
| | | All program completers, 2020-21 | | | | | | | 70 | 49 | 70% | 162 |
| | | All program completers, 2019-20 | | | | | | | 22 | 20 | 91% | 173 |

Single Assessment Institution-Level Pass Rate Data: Alternative Teacher Preparation Program Within IHE

| | | |
|--|--|------------------------------------|
|  | HEOA - Title II 2021 - 2022 Academic Year | |
| | Institution Name | University of Southern Mississippi |
| | Institution Code | 1479 |
| | State | Mississippi |

| Assessment Information ¹ | Group | Number Taking Assessment | Number Passing Assessment | Institutional Pass Rate | Institutional Average Scaled Score | Assessment Cut Score ² | Statewide | | | |
|-------------------------------------|---|--------------------------|---------------------------|-------------------------|------------------------------------|-----------------------------------|--------------------------|---------------------------|---------------------|--------------------------------|
| | | | | | | | Number Taking Assessment | Number Passing Assessment | Statewide Pass Rate | Statewide Average Scaled Score |
| | All enrolled students who have completed all nonclinical courses, 2021-22 | | | | | | | | | |
| | Other enrolled students, 2021-22 | | | | | | 5 | | | |
| | All program completers, 2021-22 | | | | | | 8 | | | |
| | All program completers, 2020-21 | | | | | | 3 | | | |
| | All program completers, 2019-20 | | | | | | 4 | | | |
| | All enrolled students who have completed all nonclinical courses, 2021-22 | | | | | | | | | |
| | Other enrolled students, 2021-22 | | | | | | 2 | | | |
| | All program completers, 2021-22 | | | | | | | | | |
| | All program completers, 2020-21 | | | | | | 1 | | | |
| | All program completers, 2019-20 | | | | | | 2 | | | |
| | All enrolled students who have completed all nonclinical courses, 2021-22 | | | | | | 7 | | | |
| | Other enrolled students, 2021-22 | | | | | | 9 | | | |
| | All program completers, 2021-22 | | | | | | 22 | 21 | 95% | 251 |
| | All program completers, 2020-21 | | | | | | 36 | 35 | 97% | 243 |
| | All program completers, 2019-20 | | | | | | 28 | 28 | 100% | 249 |
| | All enrolled students who have completed all nonclinical courses, 2021-22 | | | | | | 2 | | | |
| | Other enrolled students, 2021-22 | | | | | | 3 | | | |
| | All program completers, 2021-22 | | | | | | 1 | | | |
| | All program completers, 2020-21 | | | | | | | | | |
| | All program completers, 2019-20 | | | | | | | | | |

Note: In cases where there are less than ten students taking the assessment or license/certificate, the number passing and pass rate are not reported.

¹Tests with multiple delivery options (computer, paper, etc.) will be noted with the assessment code for one format only.

²Cut scores may vary for groups depending upon when the cut scores are established by the state and when each group completed their teacher certification or licensure assessment.

*Questions regarding tests listed by this testing company must be addressed to your state Title II Coordinator.